




<div><div><div>Fondazione IRCCS San Gerardo dei Tintori</div></div><div></div></div>		<div>EDUCATIONAL SHEET</div> <div>Faecal occult blood</div>		Rev. 3	Page 1 / 1
		LAG-AMB-FE-008			

*Dear User,* the faecal occult blood test is aimed at identifying any occult bleeding that could indicate gastrointestinal pathologies. To perform the test correctly, we recommend you to abide by the following instructions. **NB: KEEP IT OUT OF THE REACH OF CHILDREN.**

## How to collect the sample of FAECES

### 1) Unscrew and remove the cap of the collection vial



### 2) Swipe the rod over the stool several times horizontally and vertically



### 3) Insert the rod into the vial



### 4) Screw back on and shake



There is no need to follow any particular diet.

If several samples are requested, spread the collection across discharges on different days. Do not collect samples if there is visible blood in the stool or in the urine (e.g. menstruation, bleeding haemorrhoids, or urinary tract infections). Prevent the stool from coming into contact with toilet water by using paper or collecting the faeces in a dry and clean container.

Once you are through with the collection, store the vial in the refrigerator for no longer than 72 hours, after which it is advisable to deliver it to the Sampling Centre inserted in the special transport bag. DO NOT INGEST THE LIQUID FROM THE BOTTLE: if the liquid comes into contact with eyes, mouth and skin, rinse thoroughly with water and, if need be, consult a doctor.